

Sequential lessons with controlled vocabulary

# Little Books

To Accompany


# Successful Sight Reading Part 1-A

<sup>33</sup>  
Lessons 1 to 33



*By Jean Roberts and Kelly Raine*

Successful Sight Reading is a series  
for teaching early reading vocabulary.



**Little Books - Book One A—Lessons 1 to 33**

Little Books by Kelly Raine and Jean Roberts

Revised 2024

Copyright, all rights reserved.  
Graphics from Clipart.com and Shutterstock  
used within their guidelines.

Primary Success Publications  
Nanaimo, BC, Canada

[primarysuccess@shaw.ca](mailto:primarysuccess@shaw.ca)  
[www.primarysuccesspublications.com](http://www.primarysuccesspublications.com)

# The 'Little Books' - Paar 1 -A (2024)

This edition of the Little Books contains the updated graphics with the first half of the lessons in Part One—lessons 1 to 33. Part 2 is coming!

The Little Books are designed to give extra reading practice for the lessons in **Successful Sight Reading - Part One**. Use them after the new vocabulary words have been taught. There are very few words in the little books that have not been taught in the lessons, so the students should be able to read the stories with confidence. You can use the books in group guided reading lessons, the students can read them independently and then take them home to practice the reading vocabulary.

The little books should not take the place of literature used in reading lessons. These little books are meant to be vocabulary practice. Re-read the books until the students are confident with the vocabulary and develop fluency.

With each lesson is a sheet with the new words and sentences to read. You can use these in a variety of ways. Enlarge them on the photocopier as big as possible and use them as a chart as you teach the lesson. They can be put up in the classroom and the students can use them as they 'read the room'.

You can give these vocabulary sheets to students who need extra practice. Have them find words and highlight them, circle or underline other words. Read the sentences together or individually. Send the little books home for extra practice.

## To photocopy the little books:

Photocopy the little books double sided as they appear in this document. Fold the two pages in half.

If the little books are copied single sided, print off the 8 pages of a book.

Put the pages the tall or portrait way.

Stack the pages in the following way from the top down:

Cover and back page facing right.

Page 2 - 7 facing left

Page 6 - 3 facing right

Page 4 - 5 facing left

Photocopy double-sided and fold in half.



# Words Taught

## BOOK ONE—FIRST Half, Lessons 1-33

Lesson 1 - I am  
Lesson 2 - a  
Lesson 3 - like  
Lesson 4 - to  
Lesson 5 - play  
Lesson 6 - my  
Lesson 7 - here, is  
Lesson 8 - yes, no  
Lesson 9 - Review  
Lesson 10 - the  
Lesson 11 - red  
Lesson 12 - blue, yellow  
Lesson 13 - something  
Lesson 14 - at, school  
Lesson 15 - house  
Lesson 16 - park, store  
Lesson 17 - go, going  
Lesson 18 - **Review**  
Lesson 19 - car, ball  
Lesson 20 - book, computer  
Lesson 21 - with  
Lesson 22 - likes, plays  
Lesson 23 - and  
Lesson 24 - you  
Lesson 25 - do  
Lesson 26 - **Review**

Lesson 27 - dog, cat, bird,  
fish  
Lesson 28 - orange, green  
Lesson 29 - it  
Lesson 30 - can, stop  
Lesson 31 - big, little  
Lesson 32 - swim, run, fly  
Lesson 33 - what  
Lesson 34 - **Review**

Review Lessons have no new reading vocabulary and no little books.



# Little Book 1-2



Lesson 12


I

am

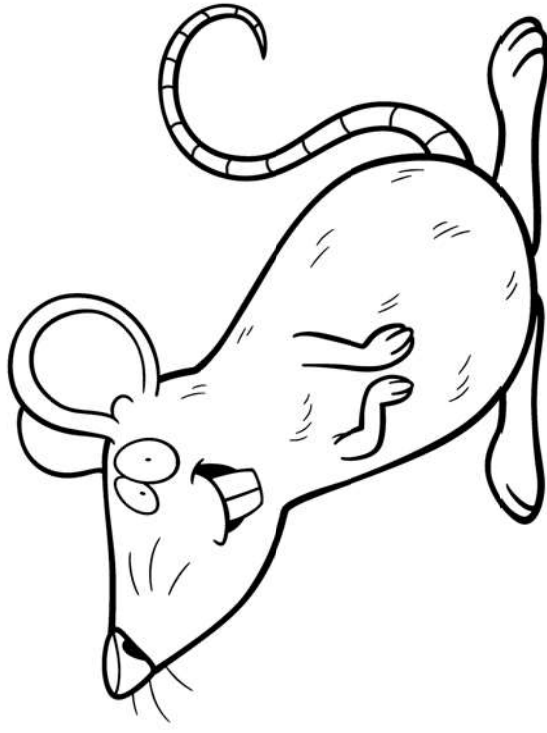
a

I am

\_\_\_\_\_.



Lesson 2



I am



Little Books to Accompany SSR1  
Lesson 2


Copyright 2021  
All Rights Reserved  
Graphics from Shutterstock



I am a




.



I am a



.




I am a

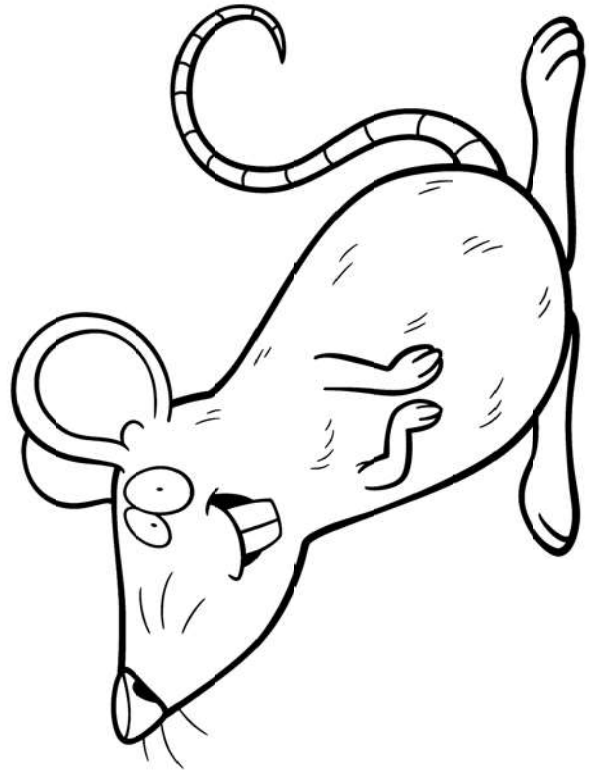



.

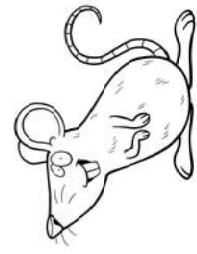





I am a .




I am a .





I am a .


4



I am a .

5

# Little Book 25



## Lesson 25

do

Do you like to play ball?

Yes, I do like to play ball.


Do you like to play?

I do like to play with you!

Do you like going to school?

Yes, I do like going to school.

You and I do something at the park.




# The Clown




Little Books to Accompany SSR1  
Lesson 19 - car ball

Copyright 2022

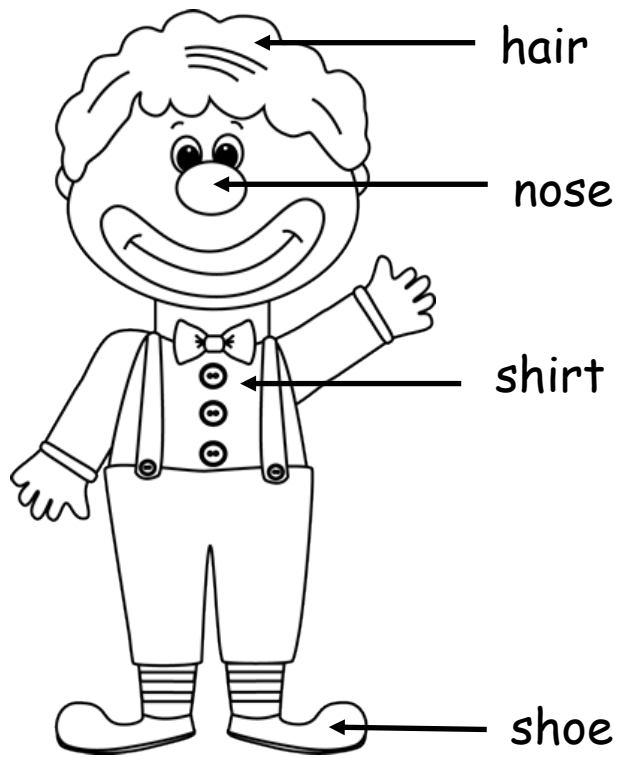
All Rights Reserved



Here I am!  
I am a clown.  
I like to play ball.  
Here is my red ball.  
Here is my blue ball.  
Here is my yellow ball.




Here is a clown.  
The clown likes to juggle.  
The clown juggles 5 balls.  
I like to juggle at my  
house.  
I am a clown!



Here is a clown.  
The clown's nose is red.  
The clown's hair is yellow.  
The clown's shirt is blue.  
The clown's shoe is red.



I am going to play.  
I like to go.  
Here is my blue car.  
My car likes to go.  
Beep! Beep!




balloons

The clown is going to the  
park.

The clown likes the blue  
balloons.

The clown likes the red  
balloons.



Here is something!

Here is a clown!

Here is a yellow car.

The yellow car is going  
to the park.

Go, yellow car! Beep!



# Little Book 33



## Lesson 33

# what

What can stop and go?

What can you play at the park?

Can you see what it is?

What can you do with the ball?

What is orange and can run?

Something can fly. What is it?

What do you like to do?



What Can  
You Do?



Little Books to Accompany SSR1  
Lesson 33 — what

Copyright 2022

All Rights Reserved



What do you like to do?

I like to swim.

I can swim like a fish.

I like to swim with fish!

Can you swim?



What do you like to do?


I like to run!

I run to the park.

I like to run to school!

Going to the store is what I like.

What do you like to do?



What do you like at  
the store?

I like fish at the store.

I like something yellow  
and something orange.

Something red is what I  
like at the store!



What books do you like?

I like a book with fish  
and birds and cats and dogs!

I like books with  
computers and cars.

I like books at my house  
and at school.

Do you like books?



What do you like to do  
at school?

I like to play at school.

I like to run and run.

I play on the swing at  
school.

What do you like to  
do?



What can you do  
with a computer?

I can play here!

I play on the computer  
at school.

I like books on the  
computer.